


Royale Putty-Line

Aluminium Heritage Windows



DURATION
WINDOWS



The Royale

Putty-Line Window



Our Royale Putty-line Steel Replacement Windows are an evolution of our Royale stepped windows. They are also one of the slimmest thermally broken aluminium windows on the market designed to replicate traditional putty glazed steel windows. They are perfect for replacement and refurbishment projects, are highly secure, thermally efficient and cost much less than actual steel windows.

The outerframe is just 33mm front to back, allowing you to easily replace steel windows without having to cut back the plaster, brick or existing wooden sub-frames, speeding up installation times and reducing costs. These windows use the latest in-line 'Polyamide' thermal break technology, as well as high performance glass filled with Krypton gas to provide

pe

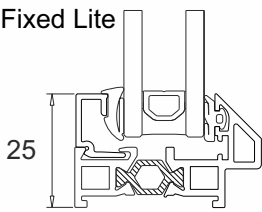
maximum thermal efficiency, without compromising on aesthetic appearance.

Features

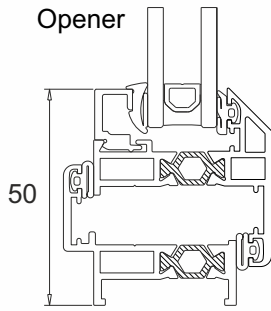
- The perfect affordable replacement for traditional putty glazed old steel windows.
- Available with coupled or transom construction options.
- Slim thermally broken aluminium profiles with a depth of just 33mm.
- Maintenance free aluminium.
- Ease of installation - no need to cut back plaster, brick or existing subframes.
- Can be installed into existing or new timber subframes or direct to brick.
- Ultra slim sight-lines.
- Highly secure with modern locking.
- All glazed with high specification, Diamant / Planitherm Total+, Krypton gas filled double glazed sealed units.
- Uses the latest in-line Polyamide break to achieve excellent thermal performance.
- Suitable for use in period properties, listed buildings, heritage and conservation areas.
- Standard colours include White, Black or dual Black Out White In (all matt finish)
- Also available in over 200 single or dual RAL colours.

Technical

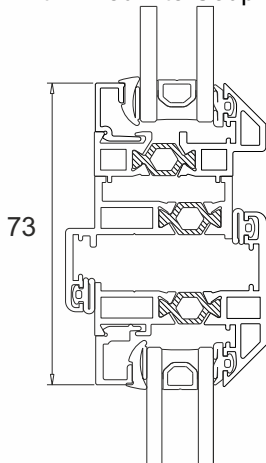
Fixed Lite



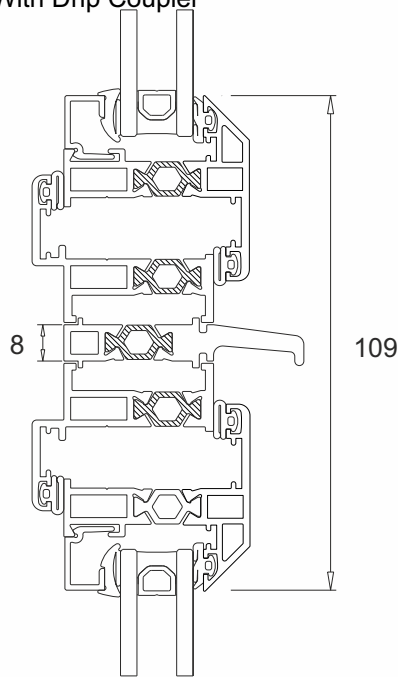
Opener



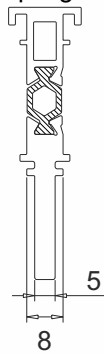
Opener Coupled With Fixed Lite Coupler



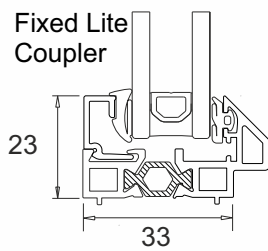
Two Openers With Drip Coupler



Coupling Bar



Fixed Lite Coupler



Drip Bar Coupler



Technical above is for coupled version only.




Authentic Putty-Line Effect



Range Of Over 200 Colours



High Quality Hardware



Replica A-Shaped Astragal Bars



Dummy Parliament Hinges

Performance

WER



Air Permeability



Water Tightness



Wind Resistance



WER B Rated

Air Permeability 600 Pa

Water Tightness 900 Pa

Wind Resistance 2000 Pa

Handle Options

Multipoint Locking Handles

**Chelton
Art Deco**



W, B

**Art Deco
Multi Lock**



SC BS, RTD,
GM, BK

**In-Line
Multi Lock**



SC, BS, RTD,
GM, BK

**Monkey Tail
Multi Lock**



SC, RTD,
GM, BK

Cockspur Locking Handles

**Scroll
Cockspur**



SC, RTD,
GM, BK

**Art Deco
Cockspur**



SC, BS, RTD,
GM, BK

**In-Line
Cockspur**



SC, RTD,
GM, BK

**Straight
Cockspur**



SC, RTD,
GM, BK

Peg & Stays

**Optional
Peg & Stays**

Curved



SC, BS, RTD,
GM, BK

Straight



SC, RTD,
GM, BK

Monkey Tail



SC, RTD,
GM, BK

Colour	Code
Satin Chrome	SC
Brushed Brass	BS
Dark Bronze	RTD
Gun Metal	GM
Antique Black	BK

Colour	Code
White	W
Black	B
Gold	G
Silver	S
Chrome	C
Stainless Steel	SS

Glass Options

Our Royale Putty-line windows are available with a range of different glass as well as cosmetic additions to help create that period style.



Diamond Leads



Square Leads



A-Shaped Astragal Bar



Horizontal Flat Astragal Bars



Overlapped Flat Astragal Bars



Butted Flat Astragal Bars



Plain Glazing



Decorative Leads



Square Leads



Horizontal Astragal Bars



A-Shaped Bars

Main Office & Factory

Units 4-5,
Charfleets Road,
Canvey Island,
Essex. SS8 0PQ

t: 01268 681612 (20 lines)
f: 01268 510058
e: sales@duration.co.uk
w: www.duration.co.uk

Product Showroom

Unit 1 Casino Parade,
Eastern Esplanade,
Canvey Island,
Essex. SS8 7FJ

t: 01268 695100
SatNav Directions
Use: SS8 7DN.